



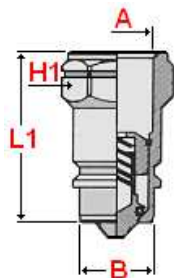
# Balflex® Hydraulic Quick Couplings

## Balflex® Push-Pull TRACTOR Quick-Action Couplings ISO type A (poppet valve)

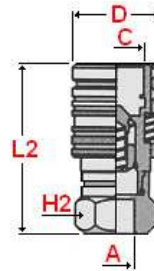
quick-action coupling with push pull action for high pressure hydraulic systems with poppet valve closure detail and female threaded connections

double acting sleeve for one handed push-to-connect operation when coupler is clamp or bulkhead mounted

### AGRICULTURAL QUICK COUPLING



40.A001 / 40.A011 - Male



40.P002 / 40.P012 - Female



According to ISO 7241-1 series A  
According to ISO 5675

**Materials :** carbon steel body, zinc plated, with synthetic rubber sealing rings and PTFE holding rings

**Threads :** female BSP or NPT

**Valve closure detail :** poppet valve

**Maximum operating temperature :** + 98°C / + 208°F (other materials for higher temperatures as special features)

**Minimum operating temperature :** - 20°C / - 4°F (other materials for lower temperatures as special features)

**Application :** agricultural machinery

part number male	part number female	threaded connection	working pressure		dimensions (mm)						
			bar	PSI	B	H1	L1	C	D	H2	L2

#### with BSP thread

40.A001.08	40.P002.08	1/2" BSP	300	4350	21	30	58	24	38	30	74
------------	------------	----------	-----	------	----	----	----	----	----	----	----

#### with NPT thread

40.A011.08	40.P012.08	1/2" NPT	300	4350	21	30	58	24	38	30	74
------------	------------	----------	-----	------	----	----	----	----	----	----	----

note : Also available with UNF or Metric Thread

### Repair Kit

Balfit® Push-Pull TRACTOR Quick-Action Coupling ISO type A repair kit	O-Ring - NBR Seal - PTFE	40.AK01.XX
---	-----------------------------	------------

Construction characteristics and dimensions may be changed at any time without prior notice.

The data contained herein is information purposes only and does not enlarge, amend or imply any warranty other than provided by the manufacturer with the product. Any use of the product not in conformance with the manufacturer's instructions may be dangerous.

Only items in this catalogue are carried in stock. Some items are subjected to minimum quantities or sold only in multiples of standard quantities. Please refer to the price list or contact our commercial department.

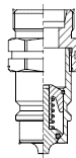
**Balflex® – The European Technology**

# Balfit® Hydraulic Quick Couplings

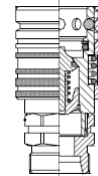


## Balfit® Push-Pull TRACTOR Quick-Action Couplings ISO type A (poppet valve)

quick-action coupling with push pull action for high pressure hydraulic systems with poppet valve closure detail and male threaded connections



**40.A131 - Male**



**40.P132 - Female**

According to ISO 7241-1 series A  
According to ISO 5675



**Materials :** carbon steel body, zinc plated, with synthetic rubber sealing rings and PTFE holding rings

**Threads :** male metric

**Valve closure detail :** poppet valve

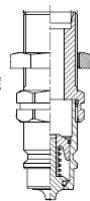
**Maximum operating temperature :** + 98°C / 208°F (other materials for higher temperatures as special features)

**Minimum operating temperature :** - 20°C / -4°F (other materials for lower temperatures as special features)

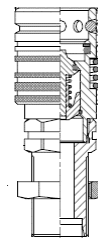
**Application :** agricultural machinery

Part Number Male	Part Number Female	nom. size	dash size	rated working pressure		dimensions (mm)							
				MPa	PSI	A	B	H1	L1	C	D	H2	L2
40.A131.0816	40.P132.0816	12,5	- 8	25,0	3600	10L	20,5	27	56	23,8	37,8	27	72
40.A131.0818	40.P132.0818	12,5	- 8	25,0	3600	12L	20,5	27	56	23,8	37,8	27	72
40.A131.0822	40.P132.0822	12,5	- 8	25,0	3600	15L	20,5	27	56	23,8	37,8	27	72
40.A131.0826	40.P132.0826	12,5	- 8	25,0	3600	18L	20,5	27	56	23,8	37,8	27	72

quick-action coupling with push pull action for high pressure hydraulic systems with poppet valve closure detail and bulkhead male threaded connections



**40.A231 – Male Bulkhead**



**40.P232 – Female Bulkhead**

Part Number Male	Part Number Female	nom. size	dash size	rated working pressure		dimensions (mm)							
				MPa	PSI	A	B	H1	L1	C	D	H2	L2
40.A231.0816	40.P232.0816	12,5	- 8	25,0	3600	10L	20,5	27	68	23,8	37,8	27	84
40.A231.0818	40.P232.0818	12,5	- 8	25,0	3600	12L	20,5	27	68	23,8	37,8	27	84
40.A231.0822	40.P232.0822	12,5	- 8	25,0	3600	15L	20,5	27	68	23,8	37,8	27	84
40.A231.0826	40.P232.0826	12,5	- 8	25,0	3600	18L	20,5	27	68	23,8	37,8	27	84

Construction characteristics and dimensions may be changed at any time without prior notice.

The data contained herein is information purposes only and does not enlarge, amend or imply any warranty other than provided by the manufacturer with the product. Any use of the product not in conformance with the manufacturer's instructions may be dangerous.

Only items in this catalogue are carried in stock. Some items are subjected to minimum quantities or sold only in multiples of standard quantities. Please refer to the price list or contact our commercial department.

**Balflex® – The European Technology**